



Round 3 - Phillip Island GP Circuit - September 3 & 4
SUPERBIKE - A Final

Date: **04/09/22**
 Event: **R18**
 Weather: **Cloudy - Temp: 11.8C**
 Track: **Dry - Temp: 17.5C**

Leg 2

Started at: **11:26:33**
 Laps: **7**
 Starters: **26**
 Printed at: **12:29**

PROVISIONAL CLASSIFICATION

Pos	No	Name	Class	Machine	Laps	Race Time	Behind Leader	Behind Prev	Fastest Lap	On Lap	Top Speed
1	65	Cru HALLIDAY / Yamaha Racing Team	A	Yamaha R1 1000	7	10:56.141			1:32.409	2	293
2	46	Michael JONES / Yamaha Racing Team	A	Yamaha R1 1000	7	10:56.372	.231	.231	1:32.561	4	298
3	13	Anthony WEST	A	Yamaha R1 1000	7	11:02.419	6.278	6.047	1:32.870	4	295
4	3	Jed METCHER / 727 Moto	A	Yamaha R1 1000	7	11:02.578	6.437	.159	1:33.237	2	293
5	17	Troy HERFOSS / Penrite Honda Racing	A	Honda CBR 1000	7	11:03.384	7.243	.806	1:33.410	4	299
6	43	Alastair HOOGENBOEZEM / Addicted to Track	A	Yamaha R1 1000	7	11:29.864	33.723	26.480	1:37.080	3	288
7	72	Brad SHAW / Race Center / SGE-Shaw's General Engineering / Glen Kearney Transport	A	Yamaha R1 1000	7	11:30.266	34.125	.402	1:37.426	7	289
8	78	Nathan SPITERI / Livson / Alpinestars / SignPro / ABC Transport / JDS Moto / Alpha Racing	A	BMW M RR 1000	7	11:41.297	45.156	11.031	1:38.505	3	282
9	37A	Michael EDWARDS / Northstar Yamaha / Addicted To Track	A	Yamaha R1 1000	7	11:42.360	46.219	1.063	1:38.230	3	289
10	28	Joshua SODERLAND / Gowanloch Ducati / Soderland M-c Supplies / Dunlop	A	Ducati V4 1100	7	11:43.967	47.826	1.607	1:38.072	3	296
11	51	Chandler COOPER / Rock Solid Civil	C	Honda CBR 1000	7	11:45.441	49.300	1.474	1:38.448	4	296
12	5	Jake SENIOR / Luxe Hair Lab / Kyneton Home Timber / Boltens M-cycles / Boyers Excavations	C	Suzuki GSXR 1000	7	11:52.956	56.815	7.515	1:39.535	2	291
13	23	Peter BERRY / Livson Racing	B	Suzuki GSXR 1000	7	11:53.086	56.945	.130	1:39.652	4	287
14	72A	Jason SPENCER / Motorcycle City / Honda Genuine Parts/ RST / AGV / Pirelli	A	Honda CBR 1000	7	11:56.544	1:00.403	3.458	1:40.617	2	281
15	46A	Michael KEMP / SA Pool and Spa Services	A	Yamaha R1 1000	7	11:57.180	1:01.039	.636	1:40.567	2	284
16	36	Christopher DUFFY / Bakery On Broadway / Lynchys Garage / BLS Racing / Wycheproof MCC	C	Suzuki GSXR 1000	7	12:04.609	1:08.468	7.429	1:41.053	7	273
17	7	Travis HARDY / wellbeingcampus.com.au	B	Kawasaki ZX10R 1000	7	12:05.060	1:08.919	.451	1:41.969	4	278
18	12	Stephen TOZER	A	Aprilla RSV4 1000	7	12:06.665	1:10.524	1.605	1:42.181	2	274
19	33	Allen MCGUIRE / Amac	B	BMW S RR 1000	7	12:08.117	1:11.976	1.452	1:41.629	3	278
20	8	Charles HOLDING	A	Yamaha R1 1000	7	12:09.534	1:13.393	1.417	1:42.191	3	284
21	621	Raymond ROSS / Coast PowerSports / MotionLogics / Impressive Painting and Decorating	A	Yamaha R1 1000	7	12:14.511	1:18.370	4.977	1:42.402	2	284
22	91	Herbert ZIEGELBOCK	A	Aprilia RSV4 1000	7	12:23.809	1:27.668	9.298	1:43.790	2	269
23	4A	Michael HICKS	B	Suzuki GSXR 1000	7	12:25.049	1:28.908	1.240	1:44.500	3	258
24	37	Lee RAMSTEIN / Race Center	C	BMW S RR 1000	7	12:41.041	1:44.900	15.992	1:44.167	2	270
DNF	29	Ted COLLINS / South West Track Days / Miller M-sport / DynoBike / Comfort Inn the Lakes	A	Yamaha R1 1000	6	9:42.856	19.764		1:35.158	2	294
DNF	75	Trent BINAISSE / Brad Signs	B	Suzuki GSXR 1000	3	5:03.076	3 Laps		1:38.377	2	289

Fastest Lap was 1:32.409 by Cru HALLIDAY

Current race lap record for SBK class - 1:31.756 by Wayne MAXWELL (VIC) on a Ducati V4R set on 27/02/22

The results are provisional until the end of the time limit for protests and appeals.


Scott Laing
 Chief Timekeeper - Scott Laing

Tony Bolin
 Clerk of Course - Tony Bolin



COMPUTIME RACE TIMING SYSTEMS PTY LTD
www.computime.com.au

E-mail: scott@computime.com.au / Ph: 0418 17 13 17





Round 3 - Phillip Island GP Circuit - September 3 & 4
SUPERBIKE - A Final

Leg 2

Date: 04/09/22
 Event: R18
 Weather: Cloudy - Temp: 11.8C
 Track: Dry - Temp: 17.5C

Started at: 11:26:33
 Laps: 7
 Starters: 26
 Printed at: 12:29


PROVISIONAL LAP TIMES

No	Name	Lap 1	Lap 2	Lap 3	Lap 4	Lap 5	Lap 6	Lap 7
3	Jed METCHER	1:40.471	1:33.237	1:33.884	1:33.412	1:34.266	1:33.979	1:33.329
4A	Michael HICKS	1:52.471	1:44.994	1:44.500	1:45.708	1:45.949	1:45.450	1:45.977
5	Jake SENIOR	1:52.391	1:39.535	1:39.639	1:40.311	1:39.911	1:40.319	1:40.850
7	Travis HARDY	1:48.987	1:42.186	1:42.474	1:41.969	1:43.013	1:43.582	1:42.849
8	Charles HOLDING	1:52.784	1:43.602	1:42.191	1:42.295	1:42.514	1:43.039	1:43.109
12	Stephen TOZER	1:48.266	1:42.181	1:42.488	1:42.360	1:43.385	1:44.328	1:43.657
13	Anthony WEST	1:41.039	1:33.634	1:33.500	1:32.870	1:34.041	1:33.777	1:33.558
17	Troy HERFOSS	1:40.121	1:33.563	1:33.881	1:33.410	1:34.143	1:34.433	1:33.833
23	Peter BERRY	1:52.600	1:39.990	1:40.237	1:39.652	1:40.300	1:40.394	1:39.913
28	Joshua SODERLAND	1:47.312	1:38.190	1:38.072	1:40.468	1:38.516	1:39.408	1:42.001
29	Ted COLLINS	1:42.174	1:35.158	1:35.552	1:35.440	1:35.716	1:38.816	
33	Allen MCGUIRE	1:53.020	1:44.423	1:41.629	1:42.212	1:42.152	1:42.446	1:42.235
36	Christopher DUFFY	1:53.289	1:42.553	1:41.983	1:42.286	1:41.870	1:41.575	1:41.053
37	Lee RAMSTEIN	2:05.283	1:44.167	1:44.194	1:44.926	1:48.612	1:45.617	1:48.242
37A	Michael EDWARDS	1:47.020	1:38.901	1:38.230	1:40.304	1:38.681	1:39.136	1:40.088
43	Alastair HOOGENBOEZEM	1:44.295	1:37.622	1:37.080	1:38.143	1:37.393	1:37.470	1:37.861
46	Michael JONES	1:39.527	1:33.236	1:32.682	1:32.561	1:32.974	1:32.626	1:32.766
46A	Michael KEMP	1:49.941	1:40.567	1:41.030	1:41.206	1:41.112	1:41.574	1:41.750
51	Chandler COOPER	1:46.017	1:38.498	1:38.617	1:38.448	1:45.349	1:39.502	1:39.010
65	Cru HALLIDAY	1:39.562	1:32.409	1:33.138	1:32.557	1:32.807	1:32.619	1:33.049
72	Brad SHAW	1:44.242	1:37.687	1:37.577	1:37.640	1:38.256	1:37.438	1:37.426
72A	Jason SPENCER	1:49.236	1:40.617	1:40.778	1:41.018	1:41.075	1:41.745	1:42.075
75	Trent BINAISSE	1:46.218	1:38.377	1:38.481				
78	Nathan SPITERI	1:46.174	1:38.555	1:38.505	1:39.893	1:39.504	1:39.184	1:39.482
91	Herbert ZIEGELBOCK	1:54.544	1:43.790	1:43.948	1:45.533	1:45.354	1:45.111	1:45.529
621	Raymond ROSS	1:51.916	1:42.402	1:42.836	1:46.829	1:43.342	1:44.088	1:43.098

The results are provisional until the end of the time limit for protests and appeals.


Scott Laing
 Chief Timekeeper - Scott Laing

Tony Bolin
 Clerk of Course - Tony Bolin



COMPUTIME RACE TIMING SYSTEMS PTY LTD
www.computime.com.au

E-mail: scott@computime.com.au / Ph: 0418 17 13 17





Round 3 - Phillip Island GP Circuit - September 3 & 4
SUPERBIKE - A Final

Leg 2

Date: 04/09/22
 Event: R18
 Weather: Cloudy - Temp: 11.8C
 Track: Dry - Temp: 17.5C

Started at: 11:26:33
 Laps: 7
 Starters: 26
 Printed at: 12:29

PROVISIONAL SPLIT TIMES

Lap	Split 1	Split 2	Split 3	Split 4	Lap Time	Spd	Lap	Split 1	Split 2	Split 3	Split 4	Lap Time	Spd
3 Jed METCHER (4th)							2	24.885	30.954	19.643	28.120	1:43.602	265
1	29.075	27.401	17.983	26.012	1:40.471	205	3	24.836	29.583	19.724	28.048	1:42.191	275
2	22.322	27.100	17.880	25.935	1:33.237	293	4	24.819	29.711	19.626	28.139	1:42.295	278
3	22.480	27.103	18.198	26.103	1:33.884	286	5	24.946	29.550	19.556	28.462	1:42.514	277
4	22.418	27.019	17.996	25.979	1:33.412	289	6	25.340	29.599	19.897	28.203	1:43.039	254
5	22.434	27.266	18.390	26.176	1:34.266	291	7	24.926	29.909	19.843	28.431	1:43.109	284
6	22.603	27.161	17.926	26.289	1:33.979	289	12 Stephen TOZER (18th)						
7	22.305	27.050	18.002	25.972	1:33.329	290	1	31.536	29.776	19.099	27.855	1:48.266	216
4A Michael HICKS (23th)							2	24.430	29.443	19.690	28.618	1:42.181	274
1	32.698	30.754	20.028	28.991	1:52.471	209	3	24.570	29.811	19.657	28.450	1:42.488	263
2	25.015	30.853	20.390	28.736	1:44.994	257	4	24.562	29.224	19.713	28.861	1:42.360	262
3	25.157	30.426	19.971	28.946	1:44.500	251	5	24.598	29.723	20.032	29.032	1:43.385	265
4	25.247	30.873	20.369	29.219	1:45.708	258	6	25.132	30.243	20.147	28.806	1:44.328	252
5	25.789	30.859	20.258	29.043	1:45.949	254	7	24.919	30.047	19.876	28.815	1:43.657	263
6	25.400	30.582	20.249	29.219	1:45.450	254	13 Anthony WEST (3rd)						
7	25.525	31.065	20.288	29.099	1:45.977	257	1	29.141	27.689	18.018	26.191	1:41.039	214
5 Jake SENIOR (12th)							2	22.398	27.205	17.894	26.137	1:33.634	293
1	34.028	30.664	19.418	28.281	1:52.391	225	3	22.441	27.132	17.809	26.118	1:33.500	295
2	23.827	28.956	19.186	27.566	1:39.535	289	4	22.415	26.975	17.714	25.766	1:32.870	294
3	23.588	28.944	19.552	27.555	1:39.639	291	5	22.501	27.415	17.976	26.149	1:34.041	290
4	24.168	29.116	19.230	27.797	1:40.311	267	6	22.645	27.021	17.826	26.285	1:33.777	289
5	23.799	29.255	19.044	27.813	1:39.911	286	7	22.399	27.194	17.829	26.136	1:33.558	289
6	23.905	29.280	19.268	27.866	1:40.319	283	17 Troy HERFOSS (5th)						
7	24.152	29.445	19.453	27.800	1:40.850	283	1	28.823	27.468	17.814	26.016	1:40.121	211
7 Travis HARDY (17th)							2	22.304	26.982	17.654	26.623	1:33.563	299
1	32.112	29.667	19.357	27.851	1:48.987	222	3	22.808	26.931	17.950	26.192	1:33.881	287
2	24.194	30.286	19.611	28.095	1:42.186	278	4	22.360	26.759	18.045	26.246	1:33.410	297
3	24.532	29.761	20.052	28.129	1:42.474	269	5	22.377	27.499	18.019	26.248	1:34.143	296
4	24.444	29.623	19.710	28.192	1:41.969	265	6	22.539	26.854	18.025	27.015	1:34.433	292
5	24.725	30.052	19.781	28.455	1:43.013	259	7	22.279	27.076	17.945	26.533	1:33.833	299
6	24.639	30.168	20.218	28.557	1:43.582	260	23 Peter BERRY (13th)						
7	25.018	29.819	19.802	28.210	1:42.849	266	1	35.143	30.058	19.524	27.875	1:52.600	212
8 Charles HOLDING (20th)							2	24.133	29.319	19.111	27.427	1:39.990	279
1	33.341	30.501	20.239	28.703	1:52.784	223	3	23.849	29.199	19.513	27.676	1:40.237	287


Scott Laing
 Chief Timekeeper - Scott Laing

Tony Bolin
 Clerk of Course - Tony Bolin



COMPUTIME RACE TIMING SYSTEMS PTY LTD
www.computime.com.au

E-mail: scott@computime.com.au / Ph: 0418 17 13 17





Round 3 - Phillip Island GP Circuit - September 3 & 4
SUPERBIKE - A Final

Leg 2

Date: **04/09/22**
 Event: **R18**
 Weather: **Cloudy - Temp: 11.8C**
 Track: **Dry - Temp: 17.5C**


Started at: **11:26:33**
 Laps: **7**
 Starters: **26**
 Printed at: **12:29**

PROVISIONAL SPLIT TIMES

Lap	Split 1	Split 2	Split 3	Split 4	Lap Time	Spd	Lap	Split 1	Split 2	Split 3	Split 4	Lap Time	Spd
4	24.127	28.884	19.175	27.466	<u>1:39.652</u>	281	7	<u>24.471</u>	<u>29.242</u>	19.274	28.066	<u>1:41.053</u>	265
5	23.870	29.474	19.161	27.795	1:40.300	283							
6	24.287	29.150	19.410	27.547	1:40.394	278							
7	24.084	<u>28.864</u>	19.321	27.644	1:39.913	281							
28 Joshua SODERLAND (10th)							37 Lee RAMSTEIN (24th)						
1	31.747	29.310	19.009	27.246	1:47.312	224	1	45.726	30.994	19.993	28.570	2:05.283	176
2	23.528	28.875	18.686	<u>27.101</u>	1:38.190	285	2	<u>25.216</u>	30.462	20.008	28.481	<u>1:44.167</u>	270
3	<u>23.348</u>	28.782	<u>18.685</u>	27.257	<u>1:38.072</u>	296	3	25.453	30.401	<u>19.934</u>	<u>28.406</u>	1:44.194	258
4	23.982	30.230	19.005	27.251	1:40.468	295	4	25.565	30.618	20.031	28.712	1:44.926	268
5	23.419	28.482	19.247	27.368	1:38.516	290	5	25.329	33.594	20.737	28.952	1:48.612	262
6	23.546	<u>28.476</u>	19.286	28.100	1:39.408	290	6	25.507	<u>30.400</u>	19.995	29.715	1:45.617	261
7	24.403	29.507	19.739	28.352	1:42.001	267	7	26.121	31.170	20.869	30.082	1:48.242	248
29 Ted COLLINS (DNF)							37A Michael EDWARDS (9th)						
1	29.533	28.091	18.230	26.320	1:42.174	216	1	30.872	29.627	19.326	27.195	1:47.020	216
2	22.692	<u>27.703</u>	<u>18.226</u>	<u>26.537</u>	<u>1:35.158</u>	294	2	23.731	28.694	18.904	27.572	1:38.901	287
3	22.721	27.981	18.308	26.542	1:35.552	293	3	<u>23.730</u>	<u>28.625</u>	<u>18.788</u>	<u>27.087</u>	<u>1:38.230</u>	287
4	<u>22.603</u>	27.798	18.259	26.780	1:35.440	292	4	23.898	30.070	19.183	27.153	1:40.304	289
5	22.748	27.969	18.262	26.737	1:35.716	290	5	23.915	28.640	18.935	27.191	1:38.681	286
6	22.817	28.288	19.308	28.403	1:38.816	290	6	23.895	28.639	19.007	27.595	1:39.136	283
33 Allen MCGUIRE (19th)							43 Alastair HOOGENBOEZEM (6th)						
1	33.870	31.069	19.853	28.228	1:53.020	218	1	30.314	28.388	18.646	26.947	1:44.295	213
2	24.904	30.777	20.254	28.488	1:44.423	266	2	23.789	28.393	18.706	26.734	1:37.622	287
3	<u>24.424</u>	29.763	<u>19.534</u>	<u>27.908</u>	<u>1:41.629</u>	278	3	23.630	<u>28.005</u>	18.715	<u>26.730</u>	<u>1:37.080</u>	288
4	24.591	29.886	19.770	27.965	1:42.212	274	4	23.784	28.247	19.012	27.100	1:38.143	287
5	24.783	<u>29.666</u>	19.715	27.988	1:42.152	254	5	23.545	28.369	18.629	26.850	1:37.393	288
6	24.678	29.931	19.841	27.996	1:42.446	271	6	<u>23.532</u>	28.362	<u>18.590</u>	26.986	1:37.470	286
7	24.459	29.715	19.652	28.409	1:42.235	274	7	23.541	28.206	18.838	27.276	1:37.861	286
36 Christopher DUFFY (16th)							46 Michael JONES (2nd)						
1	34.348	30.789	20.081	28.071	1:53.289	209	1	28.713	27.031	17.725	26.058	1:39.527	216
2	24.811	29.868	19.685	28.189	1:42.553	269	2	22.263	27.324	<u>17.602</u>	26.047	1:33.236	296
3	24.915	29.477	19.484	28.107	1:41.983	269	3	22.104	<u>26.807</u>	17.720	26.051	1:32.682	295
4	24.853	29.723	19.506	28.204	1:42.286	273	4	22.188	26.841	17.610	<u>25.922</u>	<u>1:32.561</u>	296
5	24.848	29.647	<u>19.212</u>	28.163	1:41.870	269	5	22.082	27.082	17.696	26.114	1:32.974	298
6	24.698	29.634	19.456	<u>27.787</u>	1:41.575	269	6	22.172	26.893	17.604	25.957	1:32.626	295
							7	<u>22.062</u>	26.820	17.718	26.166	1:32.766	297


Scott Laing
 Chief Timekeeper - Scott Laing

Tony Bolin
 Clerk of Course - Tony Bolin



COMPUTIME RACE TIMING SYSTEMS PTY LTD
www.computime.com.au

E-mail: scott@computime.com.au / Ph: 0418 17 13 17





Round 3 - Phillip Island GP Circuit - September 3 & 4
SUPERBIKE - A Final

Leg 2

Date: 04/09/22
 Event: R18
 Weather: Cloudy - Temp: 11.8C
 Track: Dry - Temp: 17.5C

Started at: 11:26:33
 Laps: 7
 Starters: 26
 Printed at: 12:29

PROVISIONAL SPLIT TIMES

Lap	Split 1	Split 2	Split 3	Split 4	Lap Time	Spd	Lap	Split 1	Split 2	Split 3	Split 4	Lap Time	Spd
46A Michael KEMP (15th)							2	24.352	28.949	19.268	28.048	1:40.617	281
1	32.975	29.690	19.345	27.931	1:49.941	215	3	24.391	29.105	19.454	27.828	1:40.778	278
2	23.989	29.207	19.181	28.190	1:40.567	284	4	24.287	29.399	19.410	27.922	1:41.018	277
3	24.305	29.324	19.370	28.031	1:41.030	278	5	24.346	29.542	19.310	27.877	1:41.075	273
4	24.685	29.393	19.075	28.053	1:41.206	258	6	24.693	29.573	19.328	28.151	1:41.745	269
5	24.213	29.346	19.322	28.231	1:41.112	282	7	24.546	29.636	19.676	28.217	1:42.075	273
6	24.545	29.328	19.292	28.409	1:41.574	275	75 Trent BINAISSE (DNF)						
7	24.591	29.635	19.260	28.264	1:41.750	276	1	31.138	29.225	18.980	26.875	1:46.218	214
51 Chandler COOPER (11th)							2	23.741	28.737	18.833	27.066	1:38.377	287
1	30.731	29.039	18.807	27.440	1:46.017	216	3	23.874	28.654	18.678	27.275	1:38.481	289
2	23.837	28.675	18.721	27.265	1:38.498	293	78 Nathan SPITERI (8th)						
3	23.701	28.661	18.730	27.525	1:38.617	293	1	31.242	28.637	18.941	27.354	1:46.174	207
4	24.013	28.455	18.704	27.276	1:38.448	287	2	23.910	28.712	18.905	27.028	1:38.555	282
5	29.208	29.547	18.996	27.598	1:45.349	296	3	23.831	28.691	18.758	27.225	1:38.505	281
6	24.105	28.724	18.936	27.737	1:39.502	290	4	24.254	29.619	18.933	27.087	1:39.893	275
7	23.733	28.525	19.321	27.431	1:39.010	292	5	23.885	29.239	19.040	27.340	1:39.504	277
65 Cru HALLIDAY (1st)							6	23.709	28.481	19.191	27.803	1:39.184	276
1	28.942	27.159	17.678	25.783	1:39.562	206	7	23.847	28.956	19.356	27.323	1:39.482	273
2	22.312	26.929	17.455	25.713	1:32.409	293	91 Herbert ZIEGELBOCK (22th)						
3	22.165	26.771	18.041	26.161	1:33.138	293	1	34.541	31.434	19.809	28.760	1:54.544	213
4	22.371	26.738	17.592	25.856	1:32.557	293	2	24.890	30.293	19.996	28.611	1:43.790	269
5	22.190	26.777	17.759	26.081	1:32.807	293	3	24.864	30.325	19.966	28.793	1:43.948	267
6	22.191	26.883	17.652	25.893	1:32.619	293	4	25.233	30.933	20.160	29.207	1:45.533	263
7	22.213	26.907	17.672	26.257	1:33.049	293	5	25.454	30.601	20.144	29.155	1:45.354	268
72 Brad SHAW (7th)							6	25.306	30.563	20.164	29.078	1:45.111	258
1	30.176	28.316	18.660	27.090	1:44.242	204	7	25.394	30.721	20.357	29.057	1:45.529	255
2	23.681	28.348	18.669	26.989	1:37.687	287	621 Raymond ROSS (21th)						
3	23.831	28.278	18.550	26.918	1:37.577	283	1	33.445	30.220	20.090	28.161	1:51.916	216
4	23.523	28.310	18.723	27.084	1:37.640	289	2	24.759	29.792	19.541	28.310	1:42.402	284
5	23.766	28.331	18.538	27.621	1:38.256	282	3	24.783	29.808	19.998	28.247	1:42.836	277
6	23.378	28.237	18.715	27.108	1:37.438	288	4	24.762	33.225	20.102	28.740	1:46.829	278
7	23.316	28.030	18.858	27.222	1:37.426	285	5	24.921	29.882	20.040	28.499	1:43.342	281
72A Jason SPENCER (14th)							6	25.229	30.032	20.178	28.649	1:44.088	276
1	32.344	29.737	19.340	27.815	1:49.236	215	7	24.886	29.719	19.864	28.629	1:43.098	276

The results are provisional until the end of the time limit for protests and appeals.


Scott Laing
 Chief Timekeeper - Scott Laing

Tony Bolin
 Clerk of Course - Tony Bolin



COMPUTIME RACE TIMING SYSTEMS PTY LTD
www.computime.com.au

E-mail: scott@computime.com.au / Ph: 0418 17 13 17





Round 3 - Phillip Island GP Circuit - September 3 & 4
SUPERBIKE - A Final

Leg 2

Date: 04/09/22
 Event: R18
 Weather: Cloudy - Temp: 11.8C
 Track: Dry - Temp: 17.5C

Started at: 11:26:33
 Laps: 7
 Starters: 26
 Printed at: 12:29


PROVISIONAL FASTEST LAPS SEQUENCE

Lap	Race Pos	No	Name	Machine	Fastest Lap	On Lap
1	1	46	Michael JONES	Yamaha R1 1000	1:39.527	1
2	1	65	Cru HALLIDAY	Yamaha R1 1000	1:32.409	2

The results are provisional until the end of the time limit for protests and appeals.


Scott Laing
 Chief Timekeeper - Scott Laing

Tony Bolin
 Clerk of Course - Tony Bolin



COMPUTIME RACE TIMING SYSTEMS PTY LTD
www.computime.com.au

E-mail: scott@computime.com.au / Ph: 0418 17 13 17





Round 3 - Phillip Island GP Circuit - September 3 & 4
SUPERBIKE - A Final

Leg 2

Started at: 11:26:33

Date: 04/09/22

Event: R18

Laps: 7

Weather: Cloudy - Temp: 11.8C

Starters: 26

Track: Dry - Temp: 17.5C

Printed at: 12:29


PROVISIONAL LAP SHEET

No	Lap Time	Gap	No	Lap Time	Gap	No	Lap Time	Gap	No	Lap Time	Gap	No	Lap Time	Gap
Lap 1			37A	1:38.901	13.950	Lap 4			72A	1:41.075	42.251	46	1:32.766	.231
46	1:39.527		72A	1:40.617	17.882	65	1:32.557		23	1:40.300	42.306	13	1:33.558	6.278
65	1:39.562	.035	12	1:42.181	18.476	46	1:32.561	.340	46A	1:41.112	43.383	3	1:33.329	6.437
17	1:40.121	.594	46A	1:40.567	18.537	7	1:42.186	19.202	7	1:43.013	48.156	17	1:33.833	7.243
3	1:40.471	.944	7	1:42.186	19.202	17	1:33.410	3.309	12	1:43.385	48.207	43	1:37.861	33.723
13	1:41.039	1.512	5	1:39.535	19.955	3	1:33.412	3.338	36	1:41.870	51.508	72	1:37.426	34.125
29	1:42.174	2.647	23	1:39.990	20.619	13	1:32.870	3.377	8	1:42.514	52.913	78	1:39.482	45.156
72	1:44.242	4.715	621	1:42.402	22.347	29	1:35.440	10.658	33	1:42.152	52.963	37A	1:40.088	46.219
43	1:44.295	4.768	36	1:42.553	23.871	43	1:38.143	19.474	621	1:43.342	56.852	28	1:42.001	47.826
51	1:46.017	6.490	8	1:43.602	24.415	72	1:37.640	19.480	91	1:45.354	1:02.696	51	1:39.010	49.300
78	1:46.174	6.647	33	1:44.423	25.472	51	1:38.448	23.914	4A	1:45.949	1:03.149	5	1:40.850	56.815
75	1:46.218	6.691	4A	1:44.994	25.494	78	1:39.893	25.461	37	1:48.612	1:16.709	23	1:39.913	56.945
37A	1:47.020	7.493	91	1:43.790	26.363	28	1:40.468	26.376	Lap 6			72A	1:42.075	1:00.403
28	1:47.312	7.785	37	1:44.167	37.479	37A	1:40.304	26.789	65	1:32.619		46A	1:41.750	1:01.039
12	1:48.266	8.739	Lap 3			72A	1:41.018	33.983	46	1:32.626	.514	36	1:41.053	1:08.468
7	1:48.987	9.460	65	1:33.138		5	1:40.311	34.210	13	1:33.777	5.769	7	1:42.849	1:08.919
72A	1:49.236	9.709	46	1:32.682	.336	23	1:39.652	34.813	17	1:33.979	6.157	12	1:43.657	1:10.524
46A	1:49.941	10.414	17	1:33.881	2.456	46A	1:41.206	35.078	3	1:33.979	6.157	33	1:42.235	1:11.976
621	1:51.916	12.389	3	1:33.884	2.483	12	1:42.360	37.629	17	1:34.433	6.459	8	1:43.109	1:13.393
5	1:52.391	12.864	13	1:33.500	3.064	7	1:41.969	37.950	29	1:38.816	19.764	621	1:43.098	1:18.370
4A	1:52.471	12.944	29	1:35.552	7.775	36	1:42.286	42.445	43	1:37.470	28.911	91	1:45.529	1:27.668
23	1:52.600	13.073	43	1:37.080	13.888	8	1:42.295	43.206	72	1:37.438	29.748	4A	1:45.977	1:28.908
8	1:52.784	13.257	72	1:37.577	14.397	33	1:42.212	43.618	78	1:39.184	38.723	37	1:48.242	1:44.900
33	1:53.020	13.493	75	1:38.481	17.967	621	1:46.829	46.317	28	1:39.408	38.874			
36	1:53.289	13.762	51	1:38.617	18.023	4A	1:45.708	50.007	37A	1:39.136	39.180	51	1:39.502	43.339
91	1:54.544	15.017	78	1:38.505	18.125	91	1:45.533	50.149	5	1:40.319	49.014	23	1:40.394	50.081
37	2:05.283	25.756	28	1:38.072	18.465	37	1:44.926	1:00.904	72A	1:41.745	51.377	46A	1:41.574	52.338
			37A	1:38.230	19.042	Lap 5			7	1:43.582	59.119	12	1:44.328	59.916
			72A	1:40.778	25.522	65	1:32.807		36	1:41.575	1:00.464	33	1:42.446	1:02.790
			46A	1:41.030	26.429	46	1:32.974	.507	8	1:43.039	1:03.333	621	1:44.088	1:08.321
			5	1:39.639	26.456	13	1:34.041	4.611	91	1:45.111	1:15.188	4A	1:45.450	1:15.980
			23	1:40.237	27.718	17	1:34.143	4.645	37	1:45.617	1:29.707			
			12	1:42.488	27.826	3	1:34.266	4.797						
			7	1:42.474	28.538	29	1:35.716	13.567						
			621	1:42.836	32.045	43	1:37.393	24.060						
			36	1:41.983	32.716	72	1:38.256	24.929						
			8	1:42.191	33.468	28	1:38.516	32.085						
			33	1:41.629	33.963	78	1:39.504	32.158						
			4A	1:44.500	36.856	37A	1:38.681	32.663						
			91	1:43.948	37.173	51	1:45.349	36.456						
			37	1:44.194	48.535	5	1:39.911	41.314						

The results are provisional until the end of the time limit for protests and appeals.


Scott Laing
 Chief Timekeeper - Scott Laing

Tony Bolin
 Clerk of Course - Tony Bolin



COMPUTIME RACE TIMING SYSTEMS PTY LTD
www.computime.com.au

E-mail: scott@computime.com.au / Ph: 0418 17 13 17





Round 3 - Phillip Island GP Circuit - September 3 & 4
SUPERBIKE - A Final

Leg 2

Date: 04/09/22
 Event: R18
 Weather: Cloudy - Temp: 11.8C
 Track: Dry - Temp: 17.5C

Started at: 11:26:33
 Laps: 7
 Starters: 26
 Printed at: 12:29

PROVISIONAL LAP CHART

Name	Grid	1	2	3	4	5	6	7	Name
C. HALLIDAY	65	46	65	65	65	65	65	65	C. HALLIDAY
T. HERFOSS	17	65	46	46	46	46	46	46	M. JONES
J. METCHER	3	17	17	17	17	13	13	13	A. WEST
M. JONES	46	3	3	3	3	17	3	3	J. METCHER
T. COLLINS	29	13	13	13	13	3	17	17	T. HERFOSS
A. WEST	13	29	29	29	29	29	29	43	A. HOOGENBOEZEM
B. SHAW	72	72	43	43	43	43	43	72	B. SHAW
B. BEATON	86	43	72	72	72	72	72	78	N. SPITERI
N. SPITERI	78	51	51	75	51	28	78	37A	M. EDWARDS
A. HOOGENBOEZEM	43	78	75	51	78	78	28	28	J. SODERLAND
M. EDWARDS	37A	75	78	78	28	37A	37A	51	C. COOPER
C. COOPER	51	37A	28	28	37A	51	51	5	J. SENIOR
J. SODERLAND	28	28	37A	37A	72A	5	5	23	P. BERRY
T. BINAISSE	75	12	72A	72A	5	72A	23	72A	J. SPENCER
J. SENIOR	5	7	12	46A	23	23	72A	46A	M. KEMP
J. SPENCER	72A	72A	46A	5	46A	46A	46A	36	C. DUFFY
S. TOZER	12	46A	7	23	12	7	7	7	T. HARDY
P. BERRY	23	621	5	12	7	12	12	12	S. TOZER
C. HERN	24	5	23	7	36	36	36	33	A. MCGUIRE
M. KEMP	46A	4A	621	621	8	8	33	8	C. HOLDING
R. ROSS	621	23	36	36	33	33	8	621	R. ROSS
A. MCGUIRE	33	8	8	8	621	621	621	91	H. ZIEGELBOCK
T. HARDY	7	33	33	33	4A	91	91	4A	M. HICKS
L. RAMSTEIN	37	36	4A	4A	91	4A	4A	37	L. RAMSTEIN
M. HICKS	4A	91	91	91	37	37	37		
P. BURKE	62A	37	37	37					
C. HOLDING	8								
J. WILLIAMS	45								J. WILLIAMS
H. ZIEGELBOCK	91								
C. DUFFY	36								

The results are provisional until the end of the time limit for protests and appeals.


Scott Laing
 Chief Timekeeper - Scott Laing

Tony Bolin
 Clerk of Course - Tony Bolin



COMPUTIME RACE TIMING SYSTEMS PTY LTD
www.computime.com.au

E-mail: scott@computime.com.au / Ph: 0418 17 13 17





Round 3 - Phillip Island GP Circuit - September 3 & 4
SUPERBIKE - A Final

Leg 2

Date: 04/09/22
 Event: R18
 Weather: Cloudy - Temp: 11.8C
 Track: Dry - Temp: 17.5C

Started at: 11:26:33
 Laps: 7
 Starters: 26
 Printed at: 12:29


PROVISIONAL BEST PARTIAL TIMES

Pos	Split 1		Split 2		Split 3		Split 4		LAP		Ideal	Fastest
	Name	Time	Name	Time	Name	Time	Name	Time	Name	Time		
1	M. JONES	22.062	C. HALLIDAY	26.738	C. HALLIDAY	17.455	C. HALLIDAY	25.713	C. HALLIDAY	1:32.071	1:32.409	
2	C. HALLIDAY	22.165	T. HERFOSS	26.759	M. JONES	17.602	A. WEST	25.766	M. JONES	1:32.393	1:32.561	
3	T. HERFOSS	22.279	M. JONES	26.807	T. HERFOSS	17.654	M. JONES	25.922	T. HERFOSS	1:32.708	1:33.410	
4	J. METCHER	22.305	A. WEST	26.975	A. WEST	17.714	J. METCHER	25.935	A. WEST	1:32.853	1:32.870	
5	A. WEST	22.398	J. METCHER	27.019	J. METCHER	17.880	T. HERFOSS	26.016	J. METCHER	1:33.139	1:33.237	
6	T. COLLINS	22.603	T. COLLINS	27.703	T. COLLINS	18.226	T. COLLINS	26.320	T. COLLINS	1:34.852	1:35.158	
7	B. SHAW	23.316	A. HOOGENB	28.005	B. SHAW	18.538	A. HOOGENB	26.730	B. SHAW	1:36.802	1:37.426	
8	J. SODERLAN	23.348	B. SHAW	28.030	A. HOOGENB	18.590	T. BINAISSE	26.875	A. HOOGENB	1:36.857	1:37.080	
9	A. HOOGENB	23.532	C. COOPER	28.455	T. BINAISSE	18.678	B. SHAW	26.918	J. SODERLAN	1:37.610	1:38.072	
10	J. SENIOR	23.588	J. SODERLAN	28.476	J. SODERLAN	18.685	N. SPITERI	27.028	T. BINAISSE	1:37.948	1:38.377	
11	C. COOPER	23.701	N. SPITERI	28.481	C. COOPER	18.704	M. EDWARDS	27.087	N. SPITERI	1:37.976	1:38.505	
12	N. SPITERI	23.709	M. EDWARDS	28.625	N. SPITERI	18.758	J. SODERLAN	27.101	C. COOPER	1:38.125	1:38.448	
13	M. EDWARDS	23.730	T. BINAISSE	28.654	M. EDWARDS	18.788	C. COOPER	27.265	M. EDWARDS	1:38.230	1:38.230	
14	T. BINAISSE	23.741	P. BERRY	28.864	J. SENIOR	19.044	P. BERRY	27.427	J. SENIOR	1:39.131	1:39.535	
15	P. BERRY	23.849	J. SENIOR	28.944	M. KEMP	19.075	J. SENIOR	27.555	P. BERRY	1:39.251	1:39.652	
16	M. KEMP	23.989	J. SPENCER	28.949	S. TOZER	19.099	C. DUFFY	27.787	M. KEMP	1:40.202	1:40.567	
17	T. HARDY	24.194	M. KEMP	29.207	P. BERRY	19.111	J. SPENCER	27.815	J. SPENCER	1:40.319	1:40.617	
18	J. SPENCER	24.287	S. TOZER	29.224	C. DUFFY	19.212	T. HARDY	27.851	S. TOZER	1:40.608	1:42.181	
19	A. MCGUIRE	24.424	C. DUFFY	29.242	J. SPENCER	19.268	S. TOZER	27.855	C. DUFFY	1:40.712	1:41.053	
20	S. TOZER	24.430	C. HOLDING	29.550	T. HARDY	19.357	A. MCGUIRE	27.908	T. HARDY	1:41.025	1:41.969	
21	C. DUFFY	24.471	T. HARDY	29.623	A. MCGUIRE	19.534	M. KEMP	27.931	A. MCGUIRE	1:41.532	1:41.629	
22	R. ROSS	24.759	A. MCGUIRE	29.666	R. ROSS	19.541	C. HOLDING	28.048	C. HOLDING	1:41.973	1:42.191	
23	C. HOLDING	24.819	R. ROSS	29.719	C. HOLDING	19.556	R. ROSS	28.161	R. ROSS	1:42.180	1:42.402	
24	H. ZIEGELBO	24.864	H. ZIEGELBO	30.293	H. ZIEGELBO	19.809	L. RAMSTEIN	28.406	H. ZIEGELBO	1:43.577	1:43.790	
25	M. HICKS	25.015	L. RAMSTEIN	30.400	L. RAMSTEIN	19.934	H. ZIEGELBO	28.611	L. RAMSTEIN	1:43.956	1:44.167	
26	L. RAMSTEIN	25.216	M. HICKS	30.426	M. HICKS	19.971	M. HICKS	28.736	M. HICKS	1:44.148	1:44.500	

The results are provisional until the end of the time limit for protests and appeals.


Scott Laing
 Chief Timekeeper - Scott Laing

Tony Bolin
 Clerk of Course - Tony Bolin



COMPUTIME RACE TIMING SYSTEMS PTY LTD
www.computime.com.au

E-mail: scott@computime.com.au / Ph: 0418 17 13 17





Round 3 - Phillip Island GP Circuit - September 3 & 4
SUPERBIKE

PROVISIONAL PROGRESSIVE ROUND POINTS

SUPERBIKE - OVERALL

Pos	No	Name	Rnd 3 Race 1	Rnd 3 Race 2	Total
1	65	Cru HALLIDAY	25	25	50
2	46	Michael JONES	20	20	40
3	3	Jed METCHER	17	17	34
4	17	Troy HERFOSS	18	16	34
5	13	Anthony WEST	15	18	33
6	43	Alastair HOOGENBOEZEM	12	15	27
7	72	Brad SHAW	13	14	27
8	78	Nathan SPITERI	14	13	27
9	28	Joshua SODERLAND	11	11	22
10	37A	Michael EDWARDS	9	12	21
11	51	Chandler COOPER	8	10	18
12	29	Ted COLLINS	16		16
13	5	Jake SENIOR	5	9	14
14	23	Peter BERRY	6	8	14
15	72A	Jason SPENCER	7	7	14
16	75	Trent BINAISSE	10		10
17	46A	Michael KEMP	1	6	7
18	7	Travis HARDY	2	4	6
19	36	Christopher DUFFY		5	5
20	33	Allen MCGUIRE	3	2	5
21	621	Raymond ROSS	4		4
22	12	Stephen TOZER		3	3
23	8	Charles HOLDING		1	1

SUPERBIKE - B GRADE


Pos	No	Name	Rnd 3 Race 1	Rnd 3 Race 2	Total
1	23	Peter BERRY	20	25	45
2	7	Travis HARDY	17	20	37
3	33	Allen MCGUIRE	18	18	36
4	4A	Michael HICKS	16	17	33
5	75	Trent BINAISSE	25		25

SUPERBIKE - C GRADE

Pos	No	Name	Rnd 3 Race 1	Rnd 3 Race 2	Total
1	51	Chandler COOPER	25	25	50
2	5	Jake SENIOR	20	20	40
3	36	Christopher DUFFY	18	18	36
4	37	Lee RAMSTEIN	17	17	34


Scott Laing
Chief Timekeeper - Scott Laing

Tony Bolin
Clerk of Course - Tony Bolin



COMPUTIME RACE TIMING SYSTEMS PTY LTD
www.computime.com.au

E-mail: scott@computime.com.au / Ph: 0418 17 13 17





Round 3 - Phillip Island GP Circuit - September 3 & 4
SUPERBIKE

PROVISIONAL PROGRESSIVE SERIES POINTS

SUPERBIKE - OVERALL

Pos	No	Name	Rnd 1 B/ford	Rnd 2 Wint	Rnd 3 Race 1	Rnd 3 Race 2	Total
1	29	Ted COLLINS	75	75	16		166
2	72	Brad SHAW	60	38	13	14	125
3	75	Trent BINAISSE	50	47	10		107
4	72A	Jason SPENCER	46	30	7	7	90
5	12	Stephen TOZER	53	32		3	88
6		Philip BUCKMAN	40	46			86
7	46A	Michael KEMP	42	35	1	6	84
8		Matthew RINDEL	37	47			84
9		Jake DREW	32	42			74
10		Michael HICKS	34	40			74
11	33	Allen MCGUIRE	34	29	3	2	68
12		Tracey DAVIES	28	23			51
13	65	Cru HALLIDAY			25	25	50
14	46	Michael JONES			20	20	40
15	3	Jed METCHER			17	17	34
16	17	Troy HERFOSS			18	16	34
17	13	Anthony WEST			15	18	33
18		William DOWNIE		32			32
19		Cori BOURNE		31			31
20	43	Alastair HOOGENBOEZEM			12	15	27
21	78	Nathan SPITERI			14	13	27
22	28	Joshua SODERLAND			11	11	22
23	37A	Michael EDWARDS			9	12	21
24		Lee RAMSTEIN		20			20
25	51	Chandler COOPER			8	10	18
26	5	Jake SENIOR			5	9	14
27	23	Peter BERRY			6	8	14
28	7	Travis HARDY			2	4	6
29	36	Christopher DUFFY				5	5
30	621	Raymond ROSS			4		4
31	8	Charles HOLDING				1	1

SUPERBIKE - B GRADE

Pos	No	Name	Rnd 1 B/ford	Rnd 2 Wint	Rnd 3 Race 1	Rnd 3 Race 2	Total
1	75	Trent BINAISSE	75	68	25		168
2	4A	Michael HICKS	58	65	16	17	156
3	33	Allen MCGUIRE	56	56	18	18	148
4	23	Peter BERRY			20	25	45
5	7	Travis HARDY			17	20	37

SUPERBIKE - C GRADE

Pos	No	Name	Rnd 1 B/ford	Rnd 2 Wint	Rnd 3 Race 1	Rnd 3 Race 2	Total
1		Matthew RINDEL	65	70			135


Chief Timekeeper - Scott Laing

Clerk of Course - Tony Bolin



COMPUTIME RACE TIMING SYSTEMS PTY LTD
www.computime.com.au

E-mail: scott@computime.com.au / Ph: 0418 17 13 17





Round 3 - Phillip Island GP Circuit - September 3 & 4
SUPERBIKE


PROVISIONAL PROGRESSIVE SERIES POINTS

SUPERBIKE - C GRADE

Pos	No	Name	Rnd 1 B/ford	Rnd 2 Wint	Rnd 3 Race 1	Rnd 3 Race 2	Total
2		Philip BUCKMAN	70	65			135
3		Tracey DAVIES	54	46			100
4	37	Lee RAMSTEIN		35	17	17	69
5		William DOWNIE		52			52
6	51	Chandler COOPER			25	25	50
7		Cori BOURNE		50			50
8	5	Jake SENIOR			20	20	40
9	36	Christopher DUFFY			18	18	36

Scott Laing
 Chief Timekeeper - Scott Laing

Tony Bolin
 Clerk of Course - Tony Bolin



COMPUTIME RACE TIMING SYSTEMS PTY LTD
www.computime.com.au

E-mail: scott@computime.com.au / Ph: 0418 17 13 17

